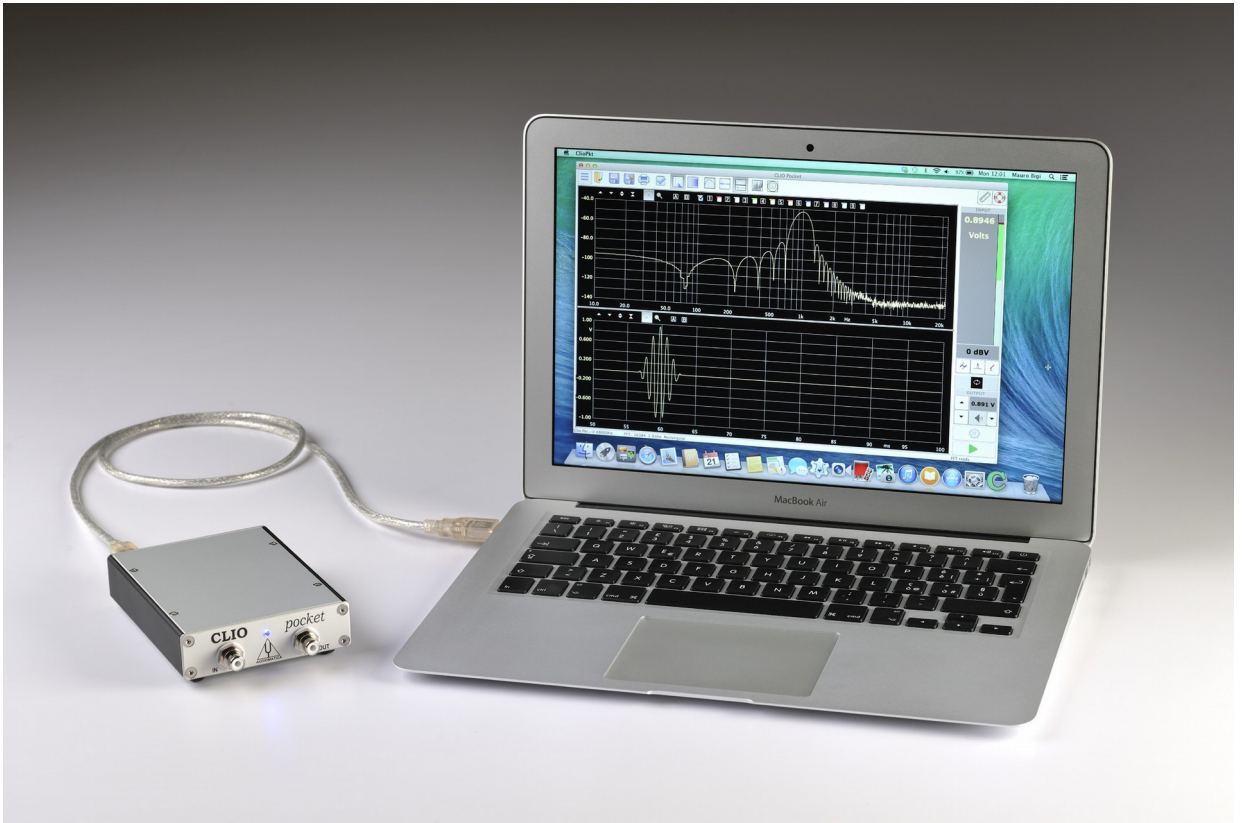


CLIO *pocket*



CLIO Pocket is Audiomatica's new Electro-Acoustical Multi-Platform Personal measurement system.

The system comes complete of the **CLIO Pocket** software (Windows and OSX native), the CLIO CP-01 Audio Interface hardware, and accessories.

The CLIO CP-01 Audio Interface uses an USB 2.0 connection for maximum portability and compatibility with current and future computer hardware architectures.

CLIO Pocket is a powerful, rugged and lightweight portable measurement system.



And... fits in your Pocket!

CLIO POCKET IN PILLS

INSIDE THE CLIO POCKET BOX

CLIO Pocket is housed in a plastic box:



Inside the box you find:

- The CP-01 Audio Interface
- The CLIO Pocket CD with software and drivers
- The Microphone MIC-02
- One USB 2.0 cable
- One RCA to RCA 2.7m long microphone cable
- One RCA to alligators impedance cable

TECHNICAL SPECIFICATIONS

CP-01 AUDIO INTERFACE

GENERATOR

24 Bit sigma-delta D/A Converter
Frequency range: 1Hz-45kHz
Frequency accuracy: better than 0.01%
Frequency resolution: 0.01Hz
Output impedance: 150Ω
Max output level (Sine): 13dBu (3.46Vrms)
Attenuation: 0.1 dB steps to full mute
THD+Noise(Sine): .008%

AC ANALYZER

24 bit sigma-delta A/D Converter
Input range (full scale): +40dBV down to -40dBV
Max input acceptance: +40dBV (283Vpp)
Input impedance: 64kΩ (5.6kΩ mic)
Phantom power supply: 8.2V

DC ANALYZER

12 bit A/D Converter
Input range: ± 6.5V

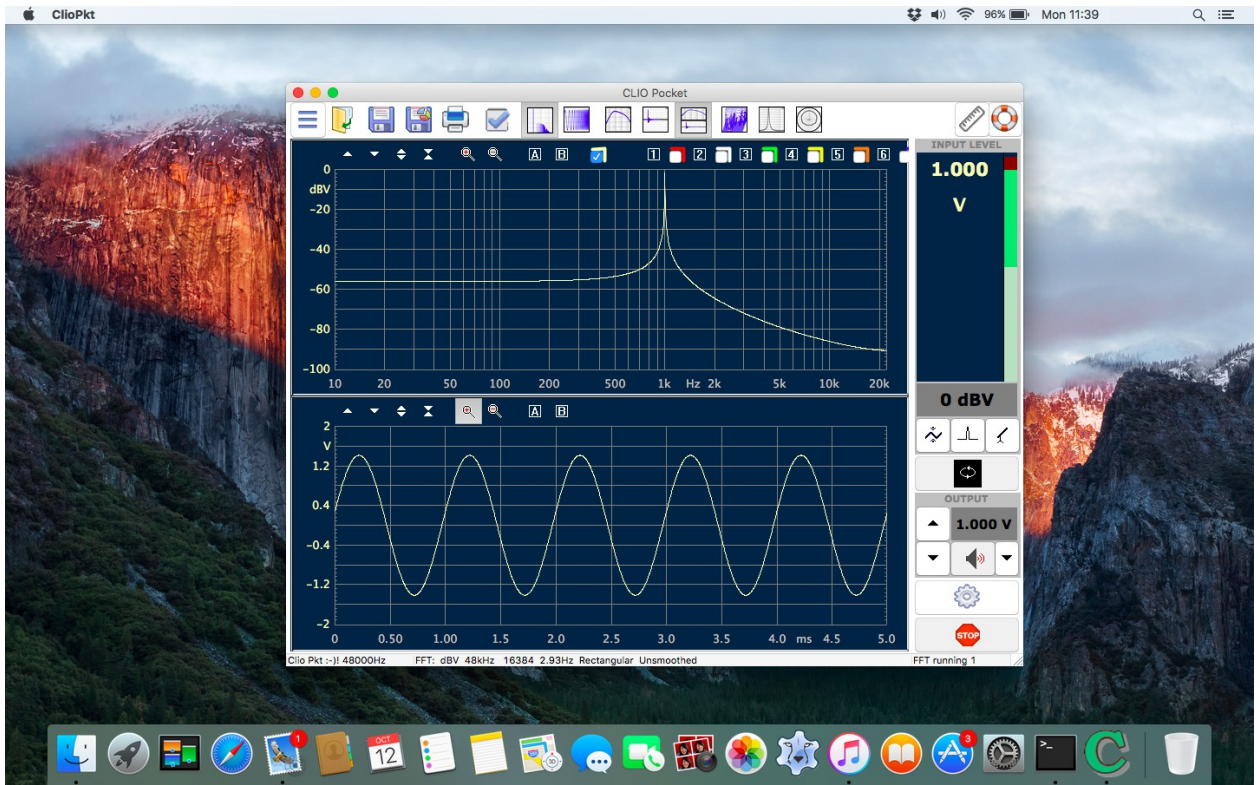
MISCELLANEOUS

Sampling frequencies: 96kHz and 48kHz.
Connections: analog RCA in and out
Digital connection: USB 2.0 port
Power supply: USB powered (480 mA)
Dimensions (cm): 9(w)x12(d)x2.5(h)
Weight: 0.3 kg

MIC-02 MICROPHONE

Type: Condenser electret
Accuracy: ±1 dB, 20 Hz to 10 kHz
±2 dB, 10 kHz to 20 kHz (direct field)
Maximum level: 130 dB SPL
Dimensions: 8 mm diameter, 12 cm long

CLIO POCKET SOFTWARE REL.1.4 UNDER X-RAYS



LOG CHIRP ANALYSIS

- General purpose system response analyzer in the audio band

- Amplitude, frequency and time calibrated response.
- Chirp length: 16384, 65536 points
- Impulse length range: 1.36s down to 170ms
- Frequency range: 10Hz to 45kHz
- Frequency response units: dBV, dBu, dBRel, dB SPL
- Impedance response units: Ohm
- Frequency and time simultaneous display, analysis and post-processing
- Frequency smoothing (1/48 to 1 fraction of octave)

- Phase response (Normal, Minimum and Excess)

- Auto-Capture Delay with manual interactive fine-tuning

- Group Delay response (Normal, Minimum and Excess)

- Time Impulse response

- Step response

- Schroeder impulse decay

- Energy Time Curve

- Quasi-Anechoic acoustic response with time window selection

- Time window: Rectangular or Auto-Half Hann tuned to impulse max
- Continuous loop measurements for easy interactive tuning of systems
- AutoStore to Overlay function to track up to 10 curves on screen
- Math processing: Add file
- Math processing: Divide by file
- Math processing: Merge High and Low frequency response
- Math processing: dB Shift
- Math processing: MIB (Microphone In the Box) technique
- Save Impulse time data to wav file
- Export ASCII data to file or clipboard to be imported in simulation software
- Export Graphic data to file or clipboard for easy reporting

FFT AND RTA ANALYSIS

- Narrow-band FFT analyzer

- FFT size: 4096, 16384, 65536 points
 - Acquisition range: 1.36s down to 42ms
 - Frequency range: 10Hz to 45kHz
 - Measurement units: dBV, dBu, dBRel, dB SPL
 - Time window: Rectangular, Hanning, Hamming, Bartlett, FlatTop
 - Average: linear to target count or continuously exponential
 - Average count: 1 to 9999
 - Continue average function to add next linear count
 - Max or Min hold function
 - Frequency and time simultaneous display and analysis
 - Frequency smoothing (1/48 to 1 fraction of octave)
- ### **- Real-Time fraction-of-octave analyzer (RTA)**
- RTA bands: 1/3 or 1/6 octave
 - Event trigger with programmable delay and threshold
 - OneShot event trigger function
 - Save acquired time data to wav file
 - Export ASCII data to file or clipboard
 - Export Graphic data to file or clipboard for easy reporting

SIGNAL GENERATOR AND OUTPUT CONTROLS

- Dedicated Generator Panel with on-the-fly controls

- Plays standard wave files
- Highly optimized waveform calculator
- Waveform: Sinusoid, FFT-bin optimized, bursted and tapered
- Waveform: Two Sinusoids with relative amplitudes
- Waveform: CEA burst with cycles control, FFT-bin optimized and tapered
- Waveform: White noise
- Waveform: Chirp, Lin or Log, up to 256k size and start and stop frequencies
- Waveform: Pink noise, FFT matched, pseudorandom, low crest factor
- Waveform: All Tones, FFT matched, low crest factor

- Dedicated main window surface with output controls

- All controls speeded up by hot keys
- Direct 3-digit input of output level
- Button control for 1dB or 0.1dB steps

INPUT MULTIMETER AND CONTROLS

- Free-running Voltmeter and Sound Level Meter with bar graph

- Measurement units: V, dBV, dBr, dB SPL
- Integration: Slow, Fast, Impulse
- Filter: A-Weight
- Voltage reading range: from few μ V to 100V RMS
- THD reading: % and dB
- Frequency reading with 0.1Hz resolution
- Direct measurement of microphone sensitivity
- Direct measurement of reference voltage

- Interactive L-C-R meter

- Measured components: Resistors, Capacitors, Inductors
- ### **- Dedicated main window surface with input controls**
- All controls speeded up by hot keys
 - Button control input sensitivity in 10dB steps
 - Input-Output Loop button
 - Input polarity inversion

- Input gain autorange
- Microphone power supply

WATERFALL

- **Decay analysis with 3-D gesture-controlled swiveling graph**
- Multiple windows allowed for easy comparison
- Analyzes Log Chirp Impulse response or FFT time data
- Classical Cumulative Spectral Decay for loudspeakers characterization
- Frequency smoothing (1/48 to 1 fraction of octave)
- Reference operation
- Fully configurable frequency, time and amplitude axis
- Number of spectra: 15 to 120

POLAR PLOTS

- Circular Polar Plots
- Analyzes Log Chirp frequency response
- Frequency smoothing
- Possibility of mirroring data of symmetrical speakers
- Up to nine simultaneous plots at specified frequencies

THIELE & SMALL PARAMETERS

- Interactive Control Panel to simplify operation
- Free Air parameters
- Added Mass or Known Volume methods for full parameters estimation
- Direct measurement of ReDC.
- Multiple windows allowed for easy comparison

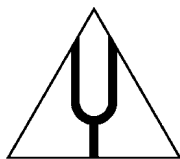
SYSTEM

- Software operates native under Windows or OSX
- Touch and gesture compliant software design
- Hardware relies on dedicated USB driver
- Ultra stable, glitch-free, streaming operation
- Self-calibration with comparison to Audiomatica Labs calibration conditions
- Stored calibration parameters trace international standards
- Assistance warning in case of any component run out of spec with time
- Security warning in case of any unauthorized parameter change

PC CONFIGURATION

The CLIO CP-01 audio interface running the **CLIO Pocket** software can be installed in any personal computer with the following system specs:

- Pentium IV class processor (suggested minimum 2GHz)
- One free USB 2.0 port
- 1024x786 video adapter
- Microsoft Windows (XP, Vista, 7, 8, 8.1, 10) or Apple Mac OSX (10.5 to 10.11).



AUDIOMATICA
VIA MANFREDI 12
50136 FLORENCE, ITALY
PHONE: +39-055-6599036
FAX: +39-055-6503772
www.audiomatica.com
info@audiomatica.com